


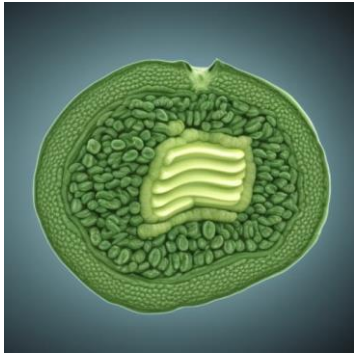


Daily allergen details including counts and categories
Reporting date: 2024-03-12

Grass - 0	Tree - 27	Weed - 0	Mold - 200
			
N/A	Species Present: Common Trees Observed: Elm Maple Cypress/Juniper	Species Present: N/A	Species Present: Unidentified
Category: None observed	Category: Moderate	Category: None observed	Category: Low
<ul style="list-style-type: none">• Counts represent Pollen grains or spores per cubic meter with Fungi/Mold counts rounded to the nearest 10/m3.• Counts are taken for the previous 24 hours, Monday through Friday mornings, and represent an hourly average. Actual levels at any particular time throughout the day may be higher or lower than the average count.• Pollen and Fungi/Mold categories defined by The American Academy of Allergy, Asthma, and Immunology.• For pollen and fungi/mold questions, please contact the Laboratory Division at (330) 438-4671 or visit our website at: https://www.cantonhealth.org/lab/.• The current air quality index (AQI) information is available at airnow.gov or the airnow app.• For AQI questions, please contact the Air Pollution Control Division at (330) 489-3385.			